




# SECTION 6

## 15 SERIES

### MACHINING SERVICES



#### **ADVANTAGES**

- FAST
- CLEAN
- ACCURATE
- CONVENIENT
- COST EFFECTIVE

## 15 SERIES CUT TO LENGTH SERVICES (T-Slotted Extrusions)

SERVICE NUMBER	DESCRIPTION
15MA9006	CUT TO LENGTH 1.5" x 1.5" EXTRUSION
	CUT TO LENGTH 1.75" x 1.75", 2.375" x 2.375" EXTRUSION
15MA9007	CUT TO LENGTH 1.5" x 3.0" EXTRUSION
15MA9011	CUT TO LENGTH 1.5" x 4.5" EXTRUSION
15MA9008	CUT TO LENGTH 3.0" x 3.0" EXTRUSION
15MA9009	CUT TO LENGTH 3.0" x 6.0" EXTRUSION



**Faztek will cut your order  
for you on our state of the art  
saw equipment!**

**BENEFITS:**

- *State of the art saws*
- *Tolerance on cuts are +/- .015"*
- *Squareness of cuts are .002" per inch*
- *Extrusions up to 100" can be shipped via*

UPS and the UPS brandmark are registered trademarks that are used with permission by its owner, United Parcel Service of America, Inc. All rights reserved.



## 15 SERIES EXTRUSION END TAPS

SERVICE NUMBER	DESCRIPTION
15MA9050	5/16-18 TAP FOR 1.5" x 1.5", 1.75" x 1.75" EX/QE EXTRUSION
15MA9051	5/16-18 TAP FOR 1.5" x 3" EX/QE EXTRUSION
15MA9046	5/16-18 TAP FOR 1.5" x 4.5" EX EXTRUSION
15MA9052	5/16-18 TAP FOR 3" x 3" EX/QE EXTRUSION
15MA9054	5/16-18 TAP FOR 3" x 6" EX/QE EXTRUSION
15MA9059	3/8-16 TAP FOR 1.5" x 1.5", 1.75" x 1.75" EX/QE EXTRUSION
15MA9053	7/16-14 TAP FOR 1.5" x 1.5" EX/QE EXTRUSION
15MA9056	M8 x 1.25 TAP FOR 1.5" x 1.5", 1.75" x 1.75" EX/QE EXTRUSION
15MA9057	M8 x 1.25 TAP FOR 1.5" x 3" EX/QE EXTRUSION
15MA9047	M8 x 1.25 TAP FOR 1.5" x 4.5" EX/QE EXTRUSION
15MA9058	M8 x 1.25 TAP FOR 3" x 3" EX/QE EXTRUSION
15MA9055	M8 x 1.25 TAP FOR 3" x 6" EX/QM EXTRUSION
15MA9077	1/2-13 TAP FOR 1.5" x 1.5", 2.375" x 2.375" SM/QE EXTRUSION
15MA9078	1/2-13 TAP FOR 1.5" x 3.0" SM EXTRUSION
15MA9079	1/2-13 TAP FOR 3.0" x 3.0" SM EXTRUSION
15MA9040	M12 x 1.75 TAP FOR 1.5" x 1.5" SM EXTRUSION
15MA9041	M12 x 1.75 TAP FOR 1.5" x 3.0" SM EXTRUSION
15MA9042	M12 x 1.75 TAP FOR 3.0" x 3.0" SM EXTRUSION

**WHY TAP YOUR EXTRUSIONS?**

- *End fasteners - page 141*
- *Casters - pages 228-234*
- *Base plates - pages 106-119*
- *Leveling feet - page 234-235*
- *Endcaps - page 172-174*
- *Joining Plates - pages 88-102*

**NOTE:**

- **Service is per end**

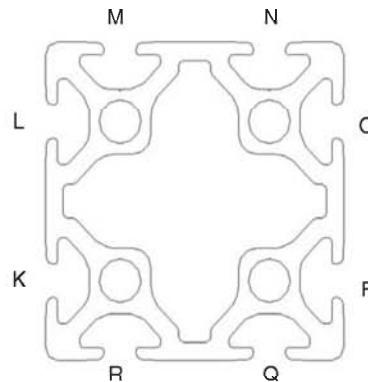
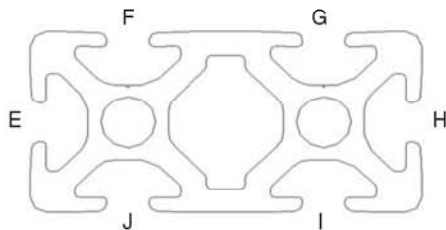
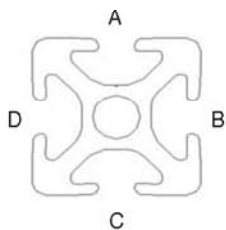


Machining

# 15 SERIES "T" ANCHOR FASTENER COUNTERBORES

(for use with "SM" extrusions)

SERVICE NUMBER	DESCRIPTION
15MA9074	15 SERIES COUNTERBORE DRILLING SERVICE


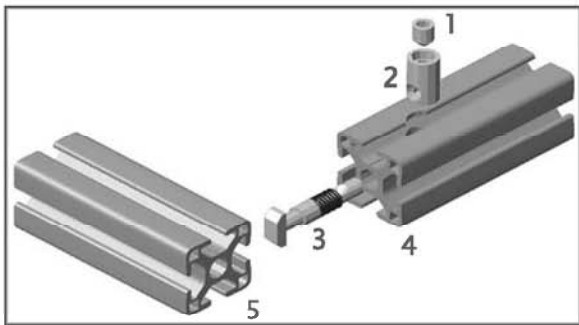


**Assembly Instructions:**

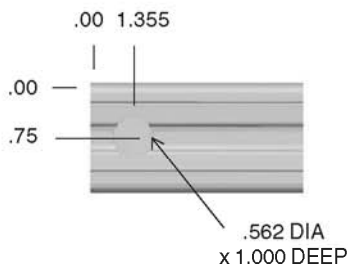
1. Drop barrel into counterbore (Item 2)
2. Insert "T" bar (Item 3) w/ spring into extrusion hole (Item 4) and hole in barrel (Item 2)
3. Insert set screw (Item 1) and begin tightening until slight tension is on the "T" bar (Item 3)
4. Place head of the "T" anchor into the mating extrusion (Item 5)
5. Once the extrusion is in place, tighten the set screw (Item 1) down

**BENEFITS:**

- **STRONGEST** of all connections
- Tolerance on counterbores are +/- .015"
- Infinite positioning when using anchors
- Clean, flush look!



**EXTRUSION DETAIL**



**STYLE EXAMPLE**

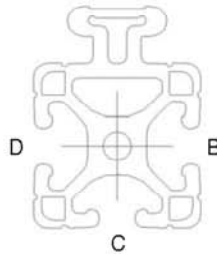
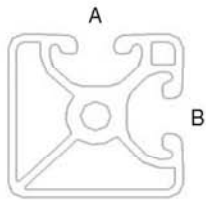
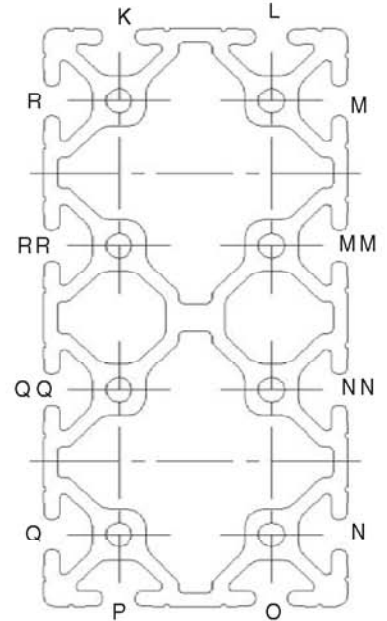
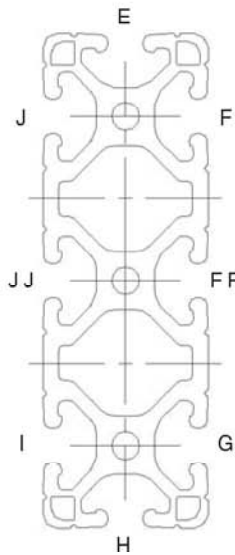
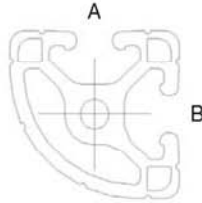
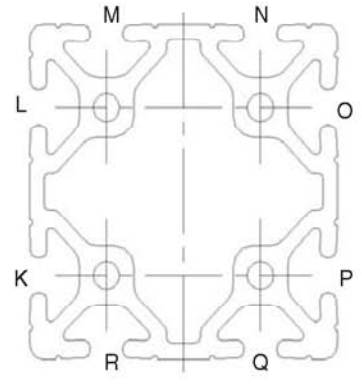
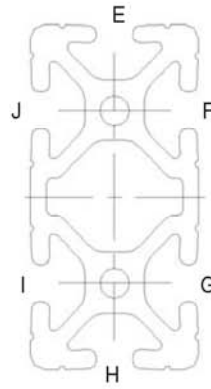
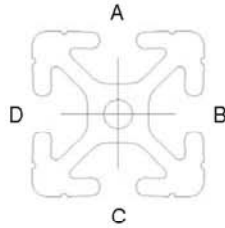
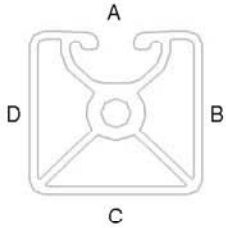
15SM1515L x 35.00" W/15MA9074 IN A BOTH ENDS  
(this service will include 2 counterbores)

15SM3030 x 62.00" W/ 15MA9074 IN KL BOTH ENDS  
(this service will include 4 counterbores)



# 15 SERIES ANCHOR / BUTT FASTENER COUNTERBORES

SERVICE NUMBER	DESCRIPTION
15MA9071	15 SERIES COUNTERBORE DRILLING SERVICE
	ANCHOR / BUTT FASTENERS - USE SAME SERVICE



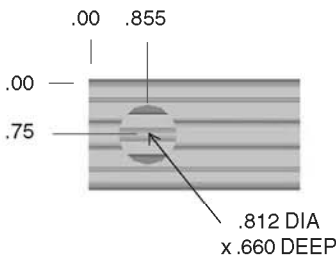
**BENEFITS:**

- Tolerance on counterbores are +/- .015"
- Infinite positioning when using anchors
- Clean, flush look!

**Assembly Tip**

Extrusions shorter than 4.50" long cannot be assembled if counterbored "A" both ends. The part does not provide enough clearance for a wrench to access the fastener and properly tighten it down.

**EXTRUSION DETAIL**



**STYLE EXAMPLE**

15EX1515L x 35.00" W/15MA9071 IN A BOTH ENDS

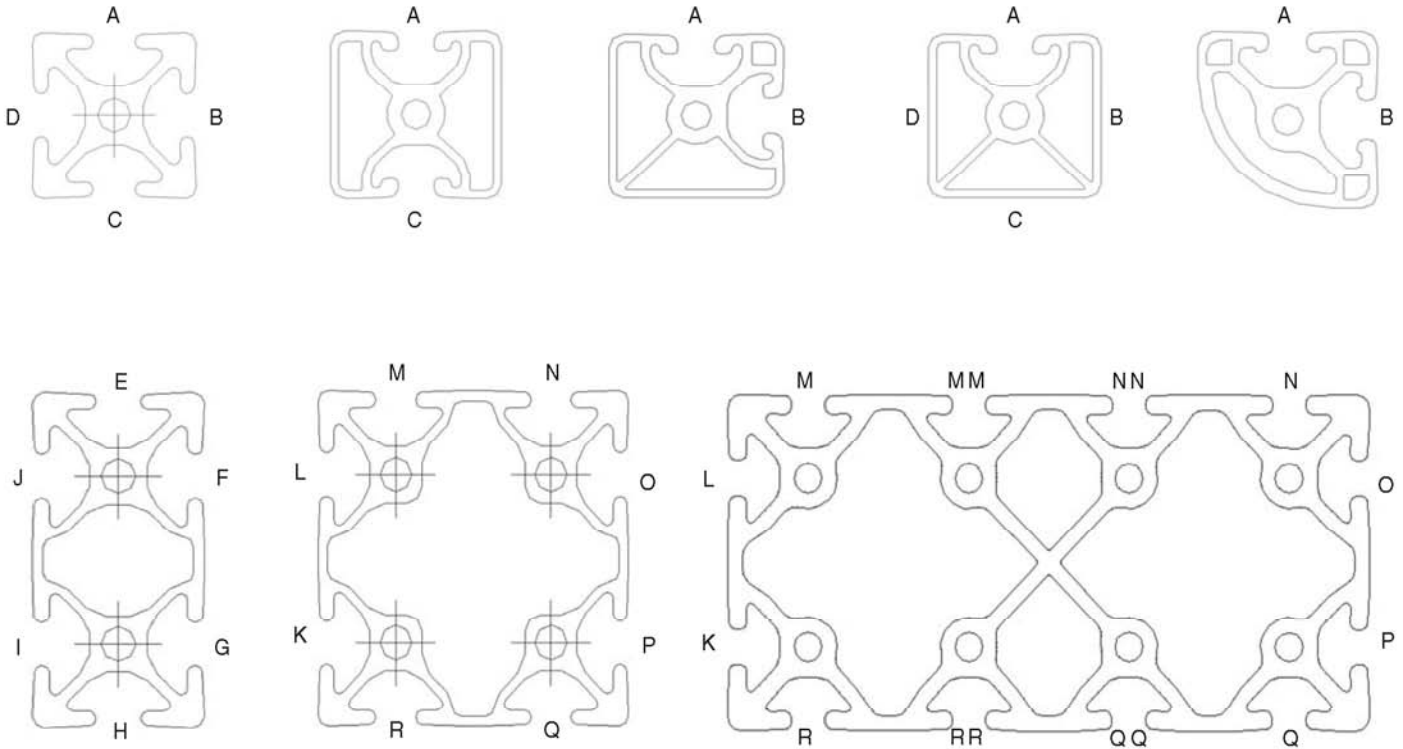
(this service will include 2 counterbores)

15EX3030 x 62.00" W/ 15MA9071 IN KLOP BOTH ENDS

(this service will include 8 counterbores)

# 15 SERIES BANJO / BUTT FASTENER COUNTERBORES

SERVICE NUMBER	DESCRIPTION
15MA9070	15 SERIES COUNTERBORE DRILLING SERVICE
	BANJO/BUTT FASTENERS - USE SAME SERVICE



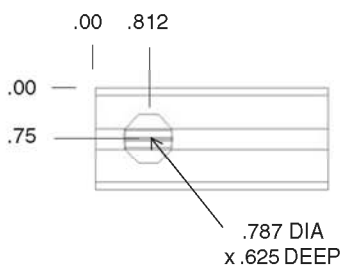
**BENEFITS:**

- Tolerance on counterbores are +/- .015"
- Infinite positioning when using anchors
- Clean, flush look

**Assembly Tip**

Extrusions shorter than 4.50" long cannot be assembled if counterbored "A" both ends. The part does not provide enough clearance for a wrench to access the fastener and properly tighten it down.

**EXTRUSION DETAIL**



**STYLE EXAMPLE**

15QE1515L x 35.00" W/15MA9070 IN A BOTH ENDS

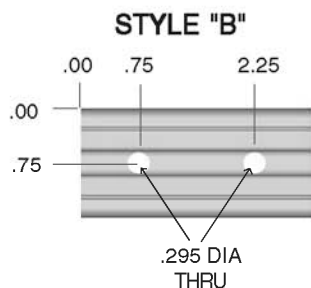
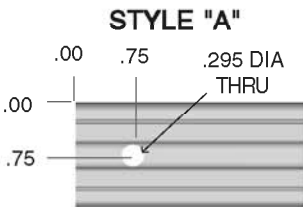
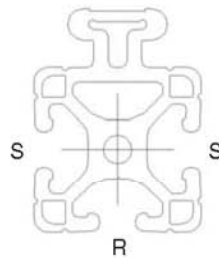
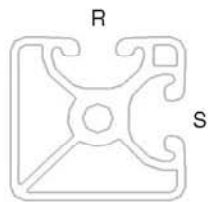
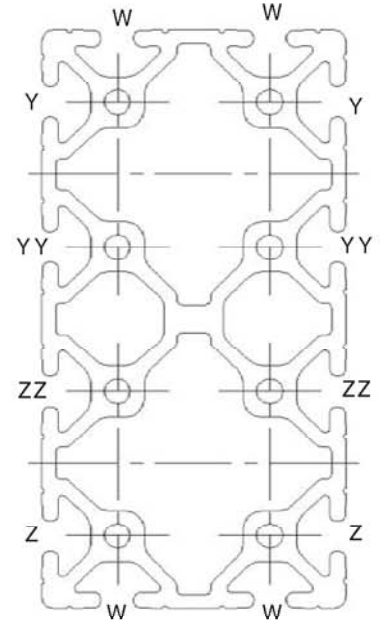
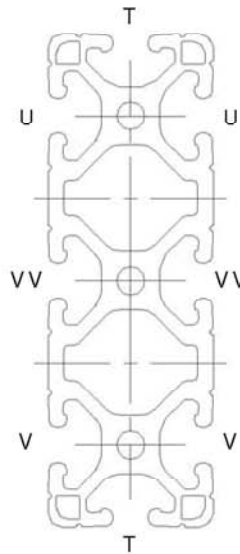
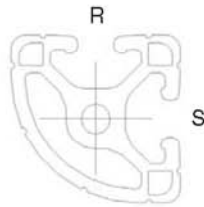
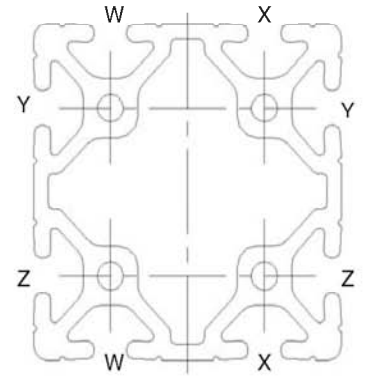
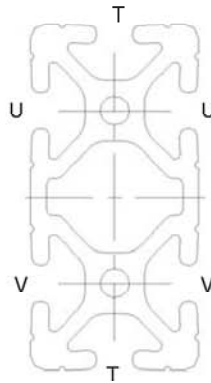
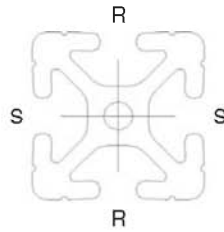
(this service will include 2 counterbores)

15QE3030 x 62.00" W/ 15MA9070 IN KLOP BOTH ENDS

(this service will include 8 counterbores)

# 15 SERIES ACCESS HOLE DRILLING SERVICE

SERVICE #	DESCRIPTION
15MA9060	ACCESS HOLE DRILLING SERVICE (.295 DIA) - STANDARD
15MA9061	ACCESS HOLE DRILLING SERVICE (.06 TO .294 DIA)
15MA9073	ACCESS HOLE DRILLING SERVICE (.296 TO .500 DIA)



**BENEFITS:**

- Quick, accurate alignment
- Tolerance on access holes are +/- .030"
- Allows for smaller panel notches
- Clean, hidden look!

**OPEN STYLE EXAMPLE**

15EX1530 x 15" W/15MA9060 IN U @ .75, 5.00 AND IN V @ .75, 10.50  
(this service will include 4 access holes)

**STYLE A EXAMPLE**

15EX1515 x 45" W/15MA9060 IN R @ STYLE A BOTH ENDS  
(this service will include 2 access holes)



TO DRILL YOUR OWN ACCESS HOLES, SEE PAGE 166-167


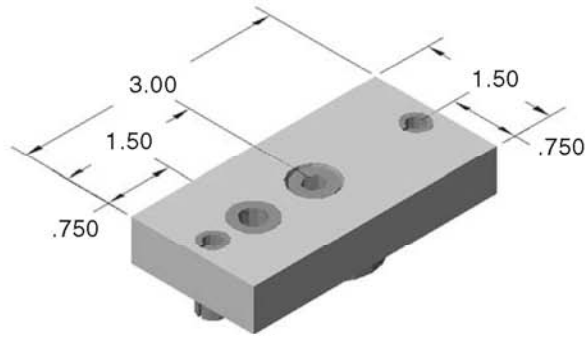
Machining

### 15AC7500

15 SERIES  
1.5" x 1.5" ACCESS HOLE DRILL JIG

**HARDWARE INCLUDED!**

- Drill access holes on site
- Dowel pins used to eliminate pivot point
- Fast
- Hardened drill bushings for long life


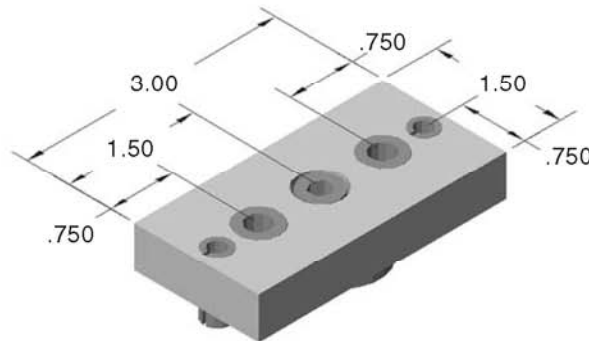


### 15AC7501

15 SERIES  
1.5" x 3.0" ACCESS HOLE DRILL JIG

**HARDWARE INCLUDED!**

- Drill access holes on site
- Dowel pins used to eliminate pivot point
- Fast
- Hardened drill bushings for long life


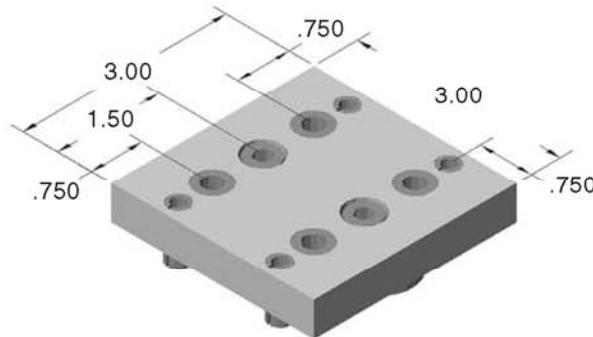


### 15AC7502

15 SERIES  
3.0" x 3.0" ACCESS HOLE DRILL JIG


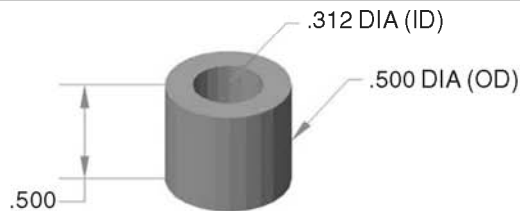
**HARDWARE INCLUDED!**

- Drill access holes on site
- Dowel pins used to eliminate pivot point
- Fast
- Hardened drill bushings for long life



### 15FA3300

REPLACEMENT DRILL BUSHING

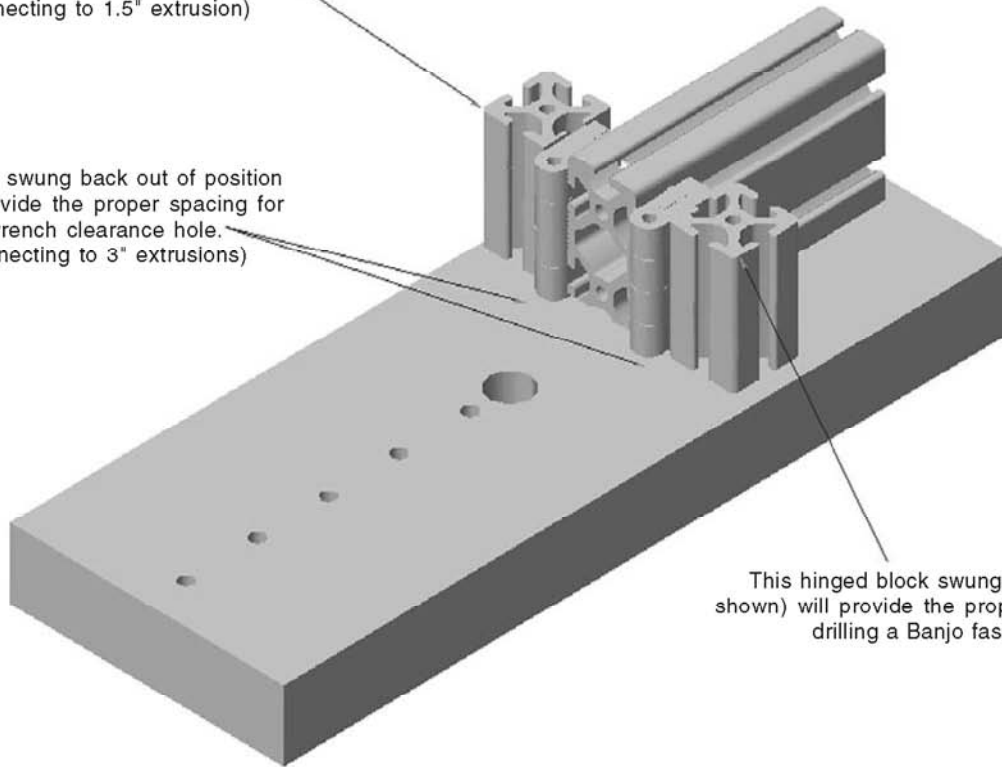


# 15AC7505

DRILL JIG W/ HINGED BLOCKS

This hinged block swung into position will provide spacing for drilling 1st wrench clearance hole.  
(For use in connecting to 1.5" extrusion)

Both hinged blocks swung back out of position (as shown) will provide the proper spacing for drilling 2nd wrench clearance hole.  
(For use in connecting to 3" extrusions)




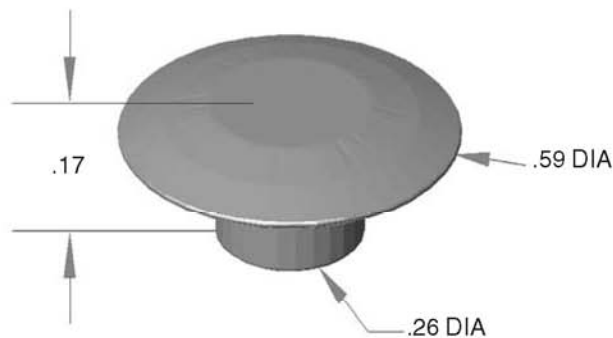
This hinged block swung into position (as shown) will provide the proper spacing for step drilling a Banjo fastener hole.



Machining

# 15AC8788

15 SERIES  
ACCESSHOLE PLUG

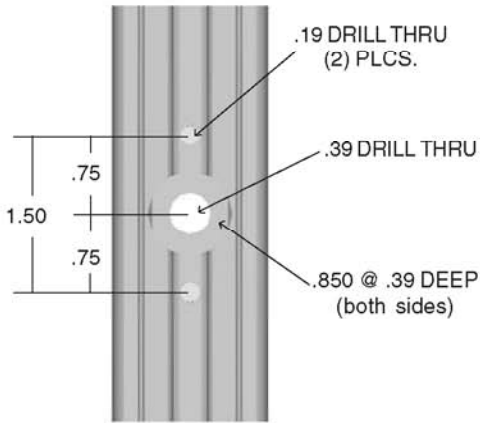


- Plastic snap plug to cover 5/16" wrench clearance hole
- Excellent for dust free surfaces, clean room applications, etc...
- Color - Gray

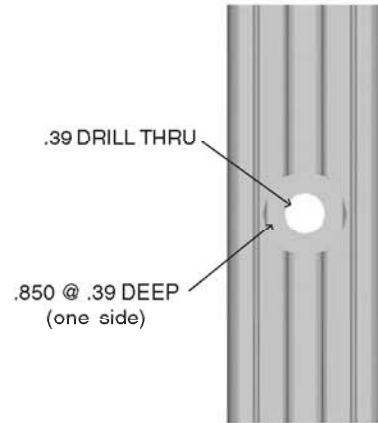


# DOOR LATCH MACHINING SERVICES

13MA9100



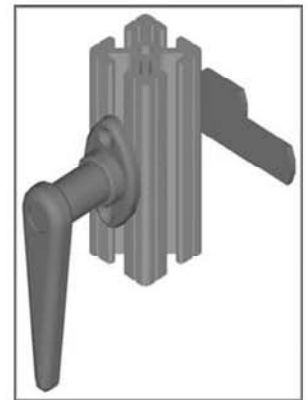
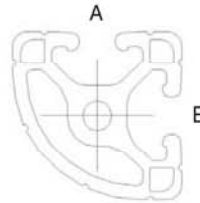
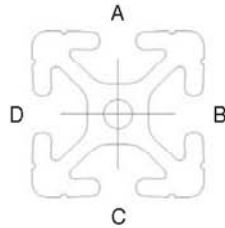
15MA9072




SERVICE NUMBER	DESCRIPTION
13MA9100	DELUXE DOOR HANDLE MACHINING SERVICE
15MA9072	STANDARD DOOR HANDLE MACHINING SERVICE



Use the following T-Slot designations when ordering an extrusion with a door latch service.



Machine Bases – Production Line



Fabric Stand



Heavy Duty Machine Base

## 15 SERIES CUSTOM MITER CUTS

SERVICE NO.	DESCRIPTION
15MA9065	MITER CUT SERVICE FOR 1.5" x 1.5" EXTRUSION
	MITER CUT SERVICE FOR 1.75" x 1.75" EXTRUSION
	MITER CUT SERVICE FOR 2.375" x 2.375" EXTRUSION
15MA9066	MITER CUT SERVICE FOR 1.5" x 3.0" EXTRUSION
15MA9063	MITER CUT SERVICE FOR 1.5" x 4.5" EXTRUSION
15MA9067	MITER CUT SERVICE FOR 3.0" x 3.0" EXTRUSION
15MA9064	MITER CUT SERVICE FOR 3.0" x 6.0" EXTRUSION



- Please submit a drawing with all miter cuts
- Service is per end
- Great support for heavy duty applications
- For standard 45° supports, see page 103-104

- All 15 series extrusions can be miter cut from 30° to 90° except 15EX3060
- Maximum miter cut for 15EX3060 is 45° across the 6" face

## 15 SERIES MITER CUTS AND COUNTERBORES

SERVICE NO.	DESCRIPTION
15MA9068	MITER CUT & C-BORE FOR 1.5" x 1.5" EXTRUSION
	MITER CUT & C-BORE FOR 1.75" x 1.75" EXTRUSION
	MITER CUT & C-BORE FOR 2.375" x 2.375" EXTRUSION
15MA9069	MITER CUT & C-BORE FOR 1.5" x 3.0" EXTRUSION
15MA9062	MITER CUT & C-BORE FOR 3.0" x 3.0" EXTRUSION

**HARDWARE INCLUDED!**



Contact Faztek to request a standard miter cut template!

- 15 series extrusions can be miter cut and counterbored from 45° to 90°
- Please submit a drawing with any mitercut and c-bore
- Maximum length of 72" - DUE TO SAFETY ISSUES!!
- Service is per end

## UNIVERSAL PANEL & WIRE MACHINING SERVICES

SERVICE NO.	DESCRIPTION
13MA9080	CUTTING PLASTIC / WIRE ALL SIDES LESS THAN 48"
13MA9081	CUTTING PLASTIC / WIRE ANY SIDE GREATER THAN 48"
15MA9083	ANCHOR FASTENER NOTCH FOR PANEL / WIRE FOR 15 SERIES
15MA9084	END FASTENER NOTCH FOR PANEL / WIRE FOR 15 SERIES
15MA9085	EXTRUSION CLEARANCE NOTCH FOR PANEL / WIRE FOR 15 SERIES
13MA9086	EDGE RADIUS FOR PLASTIC PANELS - PER SIDE
13MA9088	DRILL THRU ON PLASTIC PANEL (UP TO .50 DIA HOLES)
13MA9089	90° CUTOUTS FOR PANEL / WIRE
13MA9090	DRILL / TAP THRU PLASTIC PANEL (UP TO 7/16-14 TAP THRU)
13MA9091	DRILL / C-SINK FOR PLASTIC PANEL (UP TO 5/16 C-SINK)
13MA9092	DRILL THRU ON PLASTIC PANEL (.501 DIA TO 5.00 DIA HOLES)
13MA9094	EXTRUSION PROFILE NOTCH FOR PANEL / WIRE
13MA9096	GRABBER DOOR CATCH MACHINING FOR PLASTIC PANEL

Contact Faztek to request a standard panel template!

- Please submit a drawing with any panel machining
- A great compliment to our product offering
- Contact Faztek for custom machined panels

## FAZTEK Manufacturing Facility



## FAZTEK Parts Inventory

