

SECTION 5


15 SERIES

PIVOT / DOOR HINGES


**PIVOT HINGES
LIVING PIVOT HINGES**



**DYNAMIC PIVOT
HINGES**



**DOOR HINGES
BUTT & LIFT-OFF HINGES**



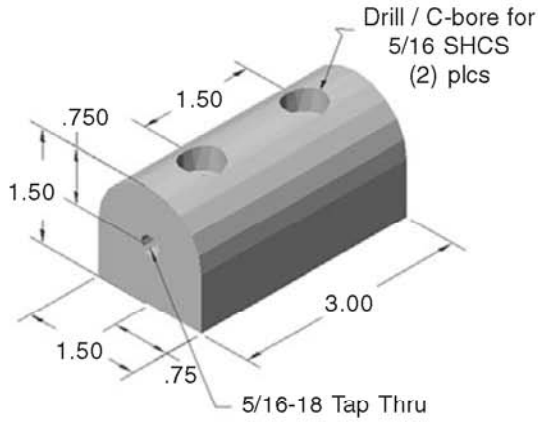
**NYLON PIVOT HINGE /
PLASTIC HINGES**



15HI8800

15 SERIES
3° UNIVERSAL PIVOT NUB

HARDWARE INCLUDED!




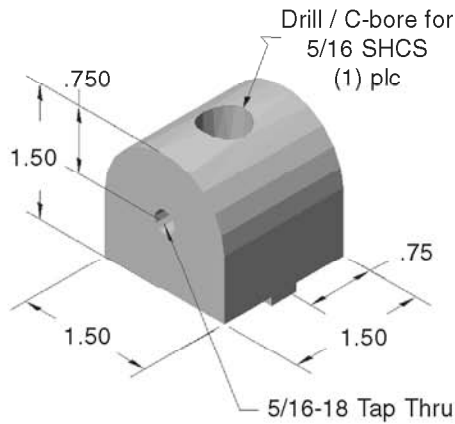
• Pivot hinge assemblies on page 149

15HI8816

15 SERIES
1.5" PIVOT NUB - 0°

0° is defined as a pivot nub or pivot hinge, rotating parallel to the extrusion to which it is attached.

HARDWARE INCLUDED!



Hinges


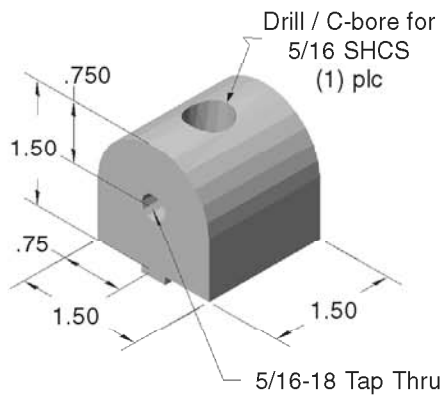
• Pivot hinge assemblies on page 149

15HI8803

15 SERIES
1.5" PIVOT NUB - 90°

90° is defined as a pivot nub or pivot hinge, rotating parallel to the extrusion to which it is attached.

HARDWARE INCLUDED!


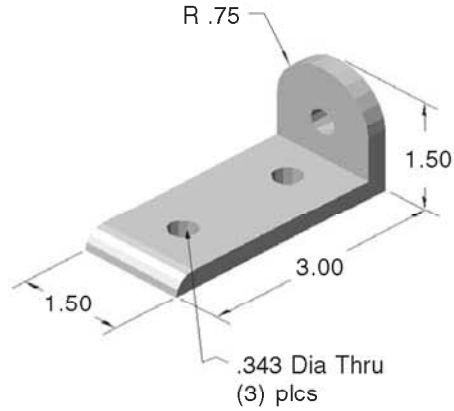


• Pivot hinge assemblies on page 149

15HI8805

15 SERIES
1.5" L-PIVOT ARM

FOR FAST ASSEMBLY
USE 15FA3502



RECOMMENDED HARDWARE

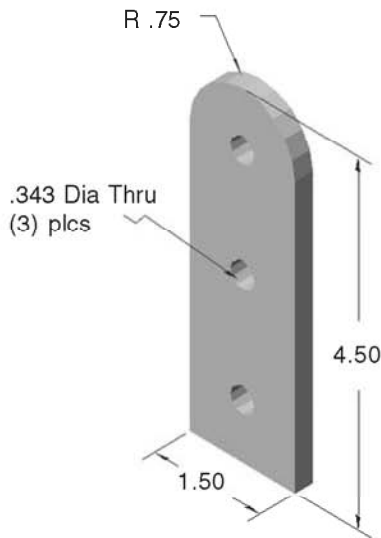
QTY	DESCRIPTION	PART #
3	5/16-18 x 5/8 FBHSCS	13FA3331
2	5/16-18 ECONOMY T-NUT	15FA3501

For additional fasteners and t-nuts, see pages 130-135

15HI8802

15 SERIES
4.5" PIVOT ARM

FOR FAST ASSEMBLY
USE 15FA3502



RECOMMENDED HARDWARE

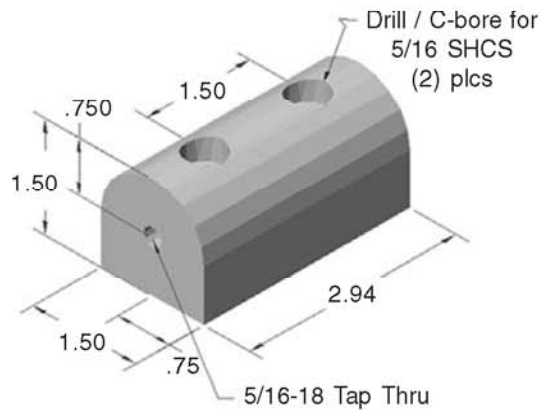
QTY	DESCRIPTION	PART #
3	5/16-18 x 5/8 FBHSCS	13FA3331
2	5/16-18 ECONOMY T-NUT	15FA3501

For additional fasteners and t-nuts, see pages 130-135

15HI8806

15 SERIES
3" UNIVERSAL LIVING PIVOT NUB

HARDWARE
INCLUDED!




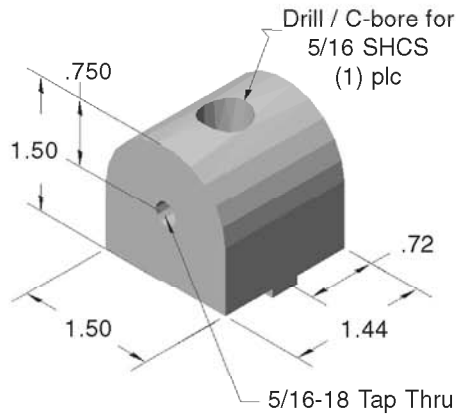
- Living pivot hinge assemblies on page 148

15HI8814

15 SERIES
1.5" LIVING PIVOT NUB - 0°

0° is defined as a pivot nub or pivot hinge, rotating parallel to the extrusion to which it is attached.

HARDWARE INCLUDED!




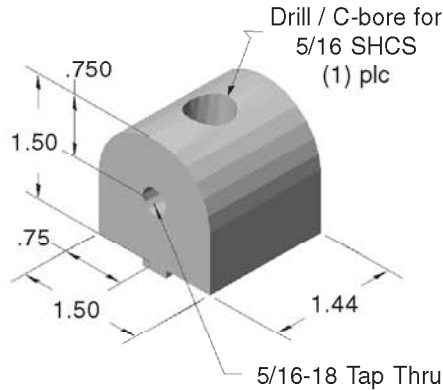
• Pivot hinge assemblies on page 148

15HI8812

15 SERIES
1.5" LIVING PIVOT NUB - 90°

90° is defined as a pivot nub or pivot hinge, rotating parallel to the extrusion to which it is attached.

HARDWARE INCLUDED!



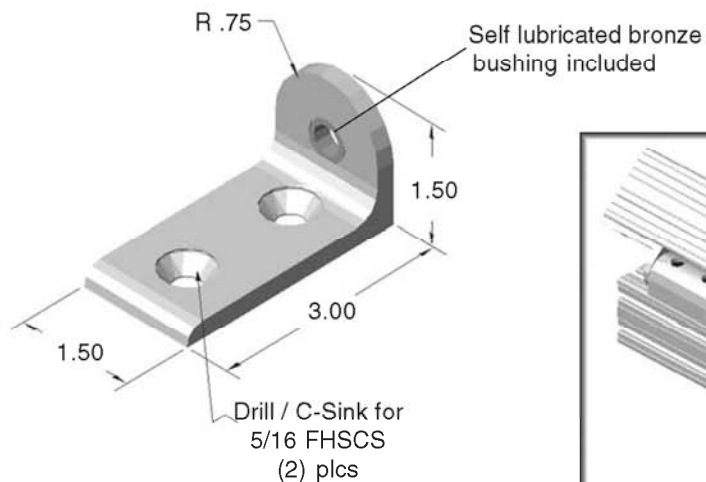
Hinges

• Pivot hinge assemblies on page 148

15HI8810

15 SERIES
1.5" LIVING L-PIVOT ARM

FOR FAST ASSEMBLY
USE 15FA3502



RECOMMENDED HARDWARE

QTY	DESCRIPTION	PART #
1	LIVING HINGE KIT	15HI8850
2	5/16-18 x 5/8 FHSCS	13FA3353
2	5/16-18 ECONOMY T-NUT	15FA3501

For additional fasteners and t-nuts, see pages 130-135

15HI8808

15 SERIES
4.5" LIVING PIVOT ARM

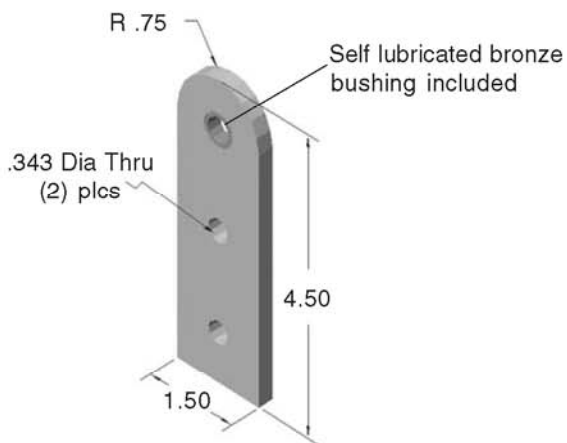
FOR FAST ASSEMBLY
USE 15FA3502



RECOMMENDED HARDWARE

QTY	DESCRIPTION	PART #
1	LIVING HINGE KIT	15HI8850
2	5/16-18 x 5/8 FBHSCS	13FA3331
2	5/16-18 ECONOMY T-NUT	15FA3501

For additional fasteners and t-nuts, see pages 130-135



15HI8852

15 SERIES
6.0" FIXED PIVOT ARM


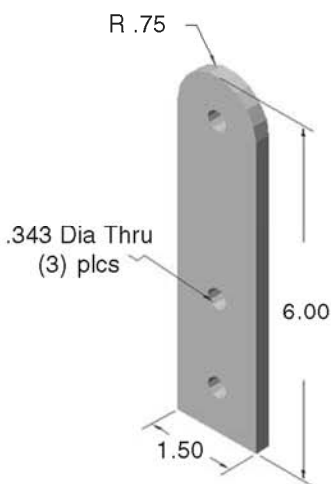
FOR FAST ASSEMBLY
USE 15FA3502



RECOMMENDED HARDWARE

QTY	DESCRIPTION	PART #
3	5/16-18 x 5/8 FBHSCS	13FA3331
3	5/16-18 ECONOMY T-NUT	15FA3501

For additional fasteners and t-nuts, see pages 130-135



15HI8850

15 SERIES
LIVING HINGE FASTENER KIT

HARDWARE INCLUDES

- 13FA3715 - 3/8 X .25 Shoulder bolt (2)
- 13FA3749 - 1.5 x .031 Nylon washer (2)
- 13FA3747 - 5/8 x .062 Nylon washer (2)




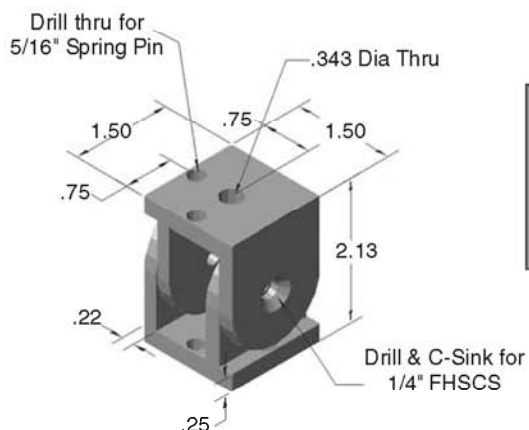
15HI8712

15 SERIES
BLACK OXIDE STEEL PIVOT HINGE

15HI8715

15 SERIES
BLACK NYLON PIVOT HINGE

HARDWARE INCLUDED!



- Non rotation pin for extrusion
- Adjustability from 0° to 180°

15HI8860

15 SERIES
90° LEFT HAND PIVOT BRACKET

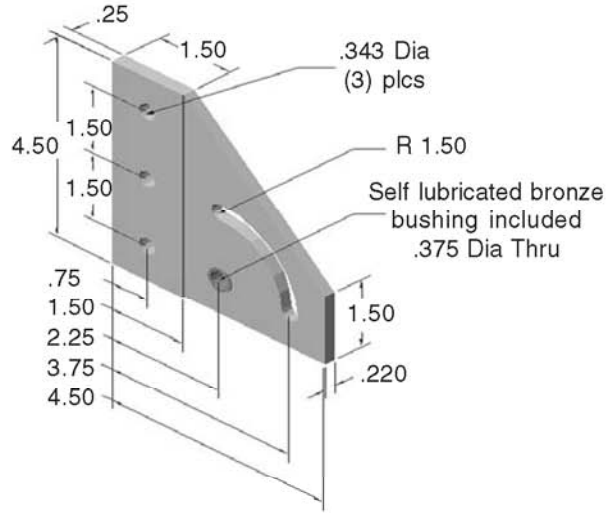
FOR FASTER ASSEMBLY
USE 15FA3520



RECOMMENDED HARDWARE

Qty	Description	Part Number
1	"L" HANDLE HINGE KIT	15HI8887
3	5/16-18 x 5/8 FBHSCS	13FA3331
3	5/16-18 ECONOMY T-NUT	15FA3501

For additional fasteners and t-nuts, see pages 130-135



15HI8861

15 SERIES
90° RIGHT HAND PIVOT BRACKET


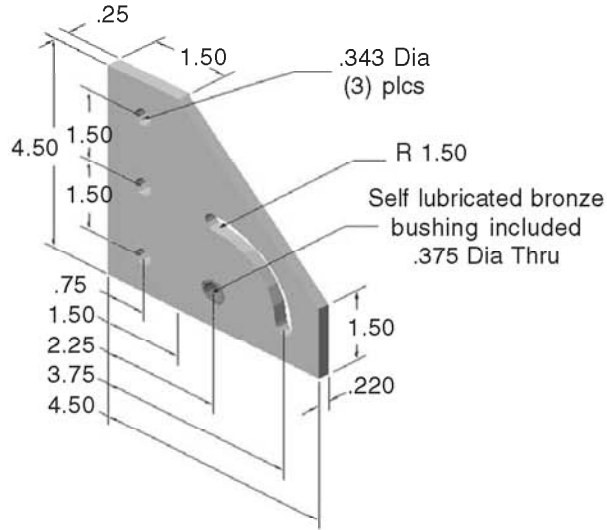
FOR FASTER ASSEMBLY
USE 15FA3520



RECOMMENDED HARDWARE

Qty	Description	Part Number
1	"L" HANDLE HINGE KIT	15HI8887
3	5/16-18 x 5/8 FHSCS	13FA3331
3	5/16-18 ECONOMY T-NUT	15FA3501

For additional fasteners and t-nuts, see pages 130-135



Hinges

15HI8862

15 SERIES
180° PIVOT BRACKET

FOR FAST ASSEMBLY
USE 15FA3502

AND


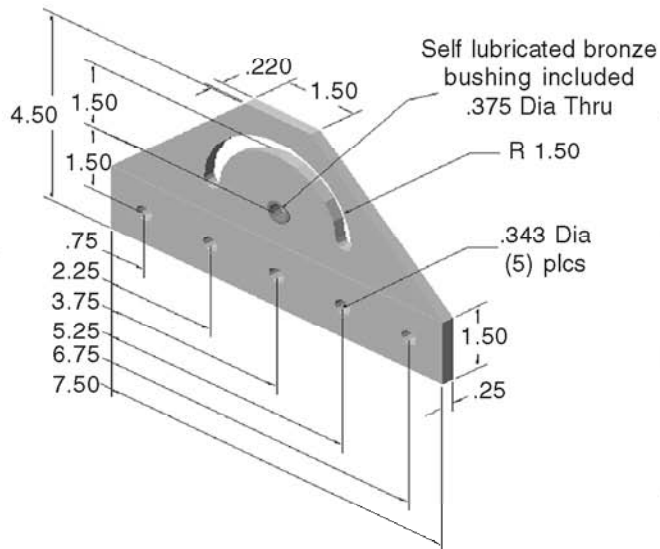
FOR FASTER ASSEMBLY
USE 15FA3520



RECOMMENDED HARDWARE

Qty	Description	Part Number
1	"L" HANDLE HINGE KIT	15HI8887
5	5/16-18 x 5/8 FBHSCS	13FA3331
5	5/16-18 ECONOMY T-NUT	15FA3501















For additional fasteners and t-nuts, see pages 130-135



Living Pivot Hinge Assemblies

Components

A
S
S
E
M
B
L
I
E
S

					
	15HI8806	15HI8812	15HI8814	15HI8810	15HI8808
15HI8829 			1		2
15HI8830 		1			2
15HI8831 	1				2
15HI8832 			1	2	
15HI8833 		1		2	
15HI8834 	1			2	
15HI8835 			1	1	1
15HI8836 		1		1	1
15HI8837 	1			1	1

Hardware included for mounting pivot nub to extrusion

Hardware included for mounting pivot arms to pivot nub

See chart below for recommended bolt kit for mounting extrusion to pivot arms



RECOMMENDED HARDWARE FOR 4.5" LIVING PIVOT ARM

QTY	DESCRIPTION	PART #
2	5/16-18 x 5/8 FBHSCS	13FA3331
2	5/16-18 ECONOMY T-NUT	15FA3501

For additional fasteners and t-nuts, see pages 130-135

RECOMMENDED HARDWARE FOR LIVING "L" PIVOT ARM















QTY	DESCRIPTION	PART #
2	5/16-18 x 5/8 FHSCS	13FA3353
2	5/16-18 ECONOMY T-NUT	15FA3501

For additional fasteners and t-nuts, see pages 130-135

Pivot Hinge Assemblies

Components


A
S
S
E
M
B
L
I
E
S

		 15HI8800	 15HI8803	 15HI8816	 15HI8805	 15HI8802
15HI8820				1		2
15HI8821			1			2
15HI8822		1				2
15HI8823				1	2	
15HI8824			1		2	
15HI8825		1			2	
15HI8826				1	1	1
15HI8827			1		1	1
15HI8828		1			1	1

Hardware included for mounting pivot nub to extrusion

Hardware included for mounting pivot arms to pivot nub

See chart below for recommended bolt kit for mounting extrusion to pivot arms



RECOMMENDED HARDWARE FOR PIVOT ARMS

QTY	DESCRIPTION	PART #
4	5/16-18 x 5/8 FBHSCS	13FA3331
4	5/16-18 ECONOMY T-NUT	15FA3501



















For additional fasteners and t-nuts, see pages 130-135

Hinges

Pivot Hinge Assemblies

Components

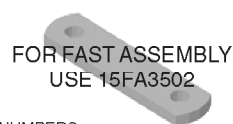
A
S
S
E
M
B
L
I
E
S

		 15HI8860	 15HI8861	 15HI8887	 15HI8888	 15HI8816	 15HI8800
15HI8863		1		1		1	
15HI8864		1			1	1	
15HI8865			1	1		1	
15HI8866			1		1	1	
15HI8867		1		1			1
15HI8868		1			1		1
15HI8869			1	1			1
15HI8870			1		1		1
15HI8871		1	1	1		1	
15HI8872		1	1		1	1	
15HI8873		1	1	1			1
15HI8874		1	1		1		1

Hardware included for mounting pivot nub to extrusion!

Hardware included for mounting pivot plate(s) to pivot nub!

See chart below for recommended bolt kit for mounting extrusion to pivot plate(s)!



RECOMMENDED HARDWARE FOR PART NUMBERS
15HI8863 THROUGH 15HI8870

QTY	DESCRIPTION	PART #
3	5/16-18 x 5/8 FBHSCS	13FA3331
3	5/16-18 ECONOMY T-NUT	15FA3501

For additional fasteners and t-nuts, see pages 130-135

OR



RECOMMENDED HARDWARE FOR PART NUMBERS
15HI8871 THROUGH 15HI8874














QTY	DESCRIPTION	PART #
6	5/16-18 x 5/8 FBHSCS	13FA3331
6	5/16-18 ECONOMY T-NUT	15FA3501

For additional fasteners and t-nuts, see pages 130-135

Pivot Hinge Assemblies

Components

A
S
S
E
M
B
L
I
E
S

					
15HI8879 	1	1		1	
15HI8880 	1		1	1	
15HI8881 	1	1			1
15HI8882 	1		1		1
15HI8883 	2	1		1	
15HI8884 	2		1	1	
15HI8885 	2	1			2
15HI8886 	2		1		2

Hardware included for mounting pivot nub to extrusion!

Hardware included for mounting pivot plate(s) to pivot nub!

See chart below for recommended bolt kit for mounting extrusion to pivot plate(s)!



OR



RECOMMENDED HARDWARE FOR PART NUMBERS
15HI8879 THROUGH 15HI8882

QTY	DESCRIPTION	PART #
5	5/16-18 x 5/8 FBHSCS	13FA3331
5	5/16-18 ECONOMY T-NUT	15FA3501

For additional fasteners and t-nuts, see pages 130-135

RECOMMENDED HARDWARE FOR PART NUMBERS
15HI8883 THROUGH 15HI8886

QTY	DESCRIPTION	PART #
10	5/16-18 x 5/8 FBHSCS	13FA3331
10	5/16-18 ECONOMY T-NUT	15FA3501

For additional fasteners and t-nuts, see pages 130-135



- Strong hinges connection
- Nylon washers to minimize friction
- Self lubricating bronze bushings
- 180° range of motion

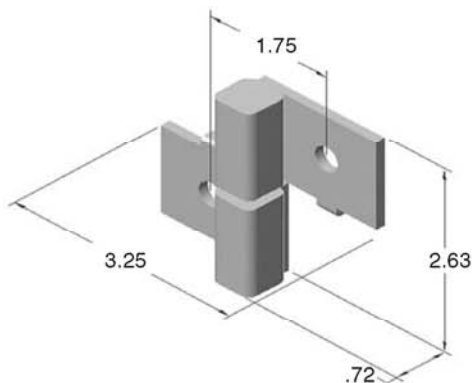
15HI8750

15 SERIES
IN-LINE LIFT-OFF HINGE ASSEMBLY



HARDWARE INCLUDED!


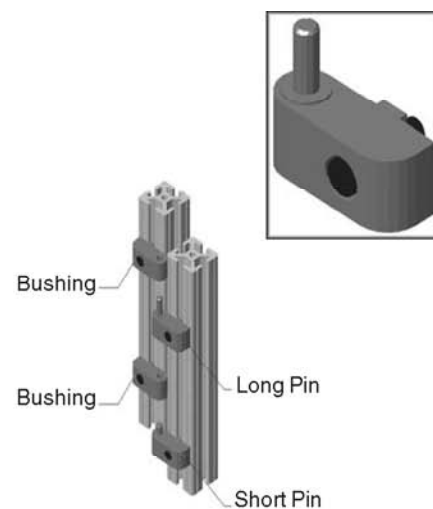
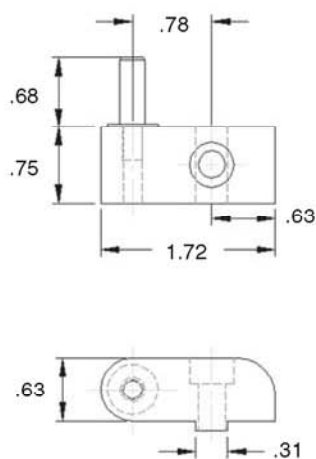
- Made of steel
- Black finish
- FAST removal



15HI8729

15 SERIES
RIGHT HAND LIFT-OFF HINGE W/ LONG PIN

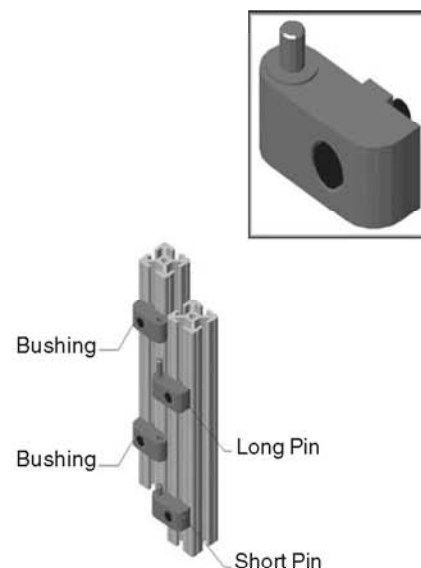
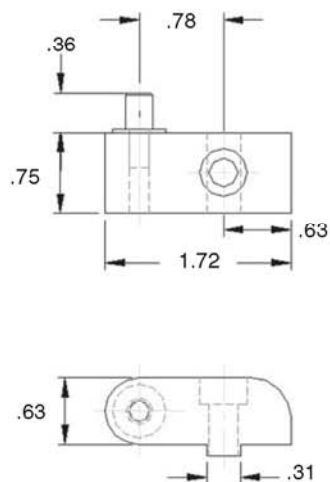
- Hardware included for extrusion mounting
- Made of high strength nylon
- Best method for removable doors
- FAST removal



15HI8721

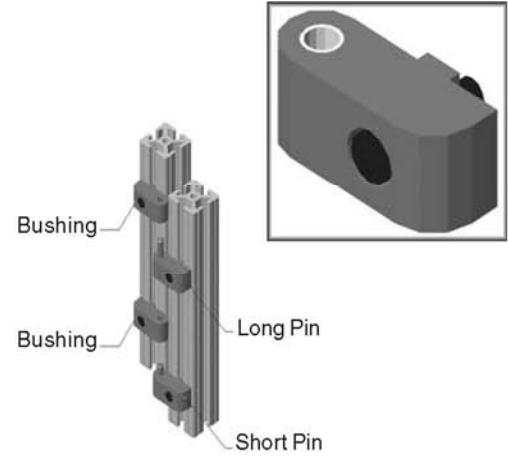
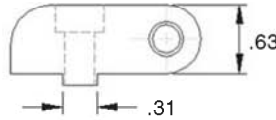
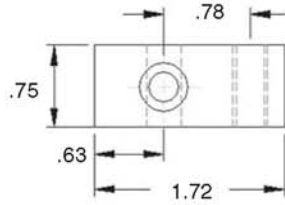
15 SERIES
RIGHT HAND LIFT-OFF HINGE W/ SHORT PIN

- Hardware included for extrusion mounting
- Made of high strength nylon
- Best method for removable doors
- FAST removal



15HI8722

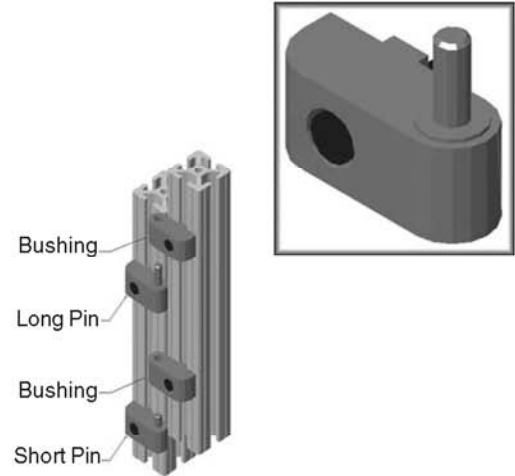
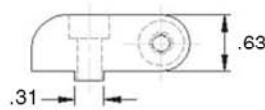
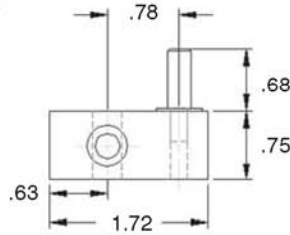
15 SERIES
CENTER LIFT-OFF HINGE W/ BUSHING



- Hardware included for extrusion mounting
- Made of high strength nylon
- Bushing is self lubricating
- Best method for removable doors
- FAST removal

15HI8728

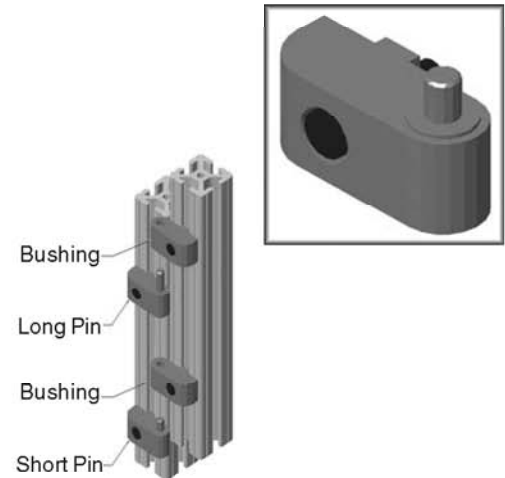
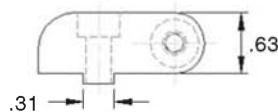
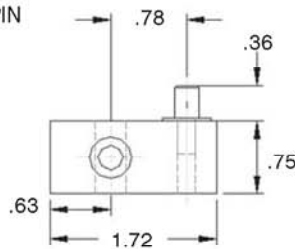
15 SERIES
LEFT HAND LIFT-OFF HINGE W/ LONG PIN



- Hardware included for extrusion mounting
- Made of high strength nylon
- Best method for removable doors
- FAST removal

15HI8720

15 SERIES
LEFT HAND LIFT-OFF HINGE W/ SHORT PIN



- Hardware included for extrusion mounting
- Made of high strength nylon
- Best method for removable doors
- FAST removal

For Lift-off hinge assemblies
see page 154

Lift-Off Hinge Assemblies - Nylon

A
S
S
E
M
B
L
I
E
S

PART NO	HINGE TYPE	HARDWARE	EXTRUSION	
15HI8704	Heavy Duty	Standard	15 Series	
15HI8723	Right Lift-off	Standard	15 Series	
15HI8724	Left Lift-off	Standard	15 Series	
15HI8725	Left Lift-off	Standard	15 Series	
15HI8726	Right Lift-off	Standard	15 Series	
15HI8727	Heavy Duty	Standard	15 Series	
10HI7810	Heavy Duty	Standard	10 Series	
10HI7816	Left Lift-off	Standard	10 Series	
10HI7818	Right Lift-off	Standard	10 Series	
10HI7820	Left Lift-off	Standard	10 Series	
10HI7821	Right Lift-off	Standard	10 Series	
10HI7822	Heavy Duty	Standard	10 Series	
13HI8100	Right Lift-off	Standard	10/15 Series	
13HI8101	Left Lift-off	Standard	10/15 Series	
13HI8102	Right Lift-off	Standard	10/15 Series	
13HI8103	Left Lift-off	Standard	10/15 Series	
13HI8104	Heavy Duty	Standard	10/15 Series	
13HI8105	Heavy Duty	Standard	10/15 Series	

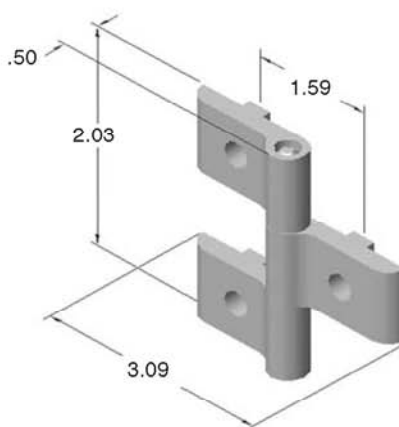
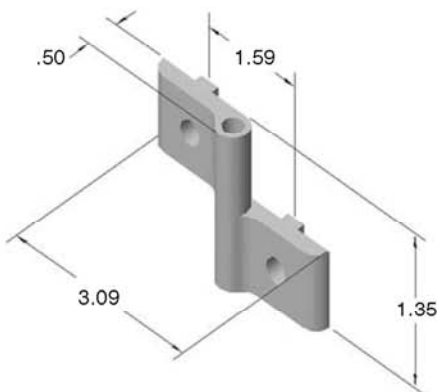
Lift-Off Hinge Assemblies - Aluminum

A
S
S
E
M
B
L
I
E
S

PART NO	HINGE TYPE	HARDWARE	EXTRUSION	
15HI8730	Left Lift-off	Standard	15 Series	
15HI8732	Left Lift-off	Standard	15 Series	
15HI8738	Right Lift-off	Standard	15 Series	
15HI8740	Right Lift-off	Standard	15 Series	
15HI8742	Right Lift-off	Standard	15 Series	
15HI8744	Left Lift-off	Standard	15 Series	
15HI8749	Heavy Duty	Standard	15 Series	
15HI8753	Heavy Duty	Standard	15 Series	
15HI8755	Heavy Duty	Standard	15 Series	
25HI7846	Right Lift-off	Standard	25 Series	
25HI7847	Left Lift-off	Standard	25 Series	
25HI7848	Heavy Duty	Standard	25 Series	
13HI8106	Heavy Duty	Standard	10/15 Series	
13HI8107	Right Lift-off	Standard	10/15 Series	
13HI8108	Right Lift-off	Standard	10/15 Series	
13HI8109	Left Lift-off	Standard	10/15 Series	
13HI8110	Heavy Duty	Standard	10/15 Series	
13HI8111	Right Lift-off	Standard	10/15 Series	

Hinges

Aluminum Lift-Off Hinges



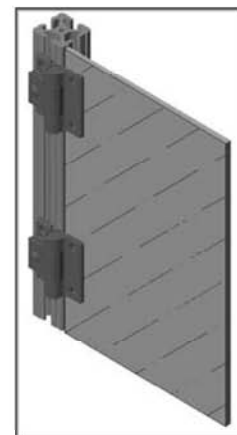
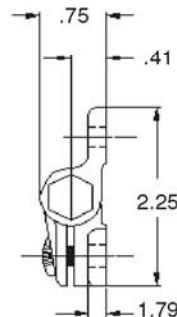
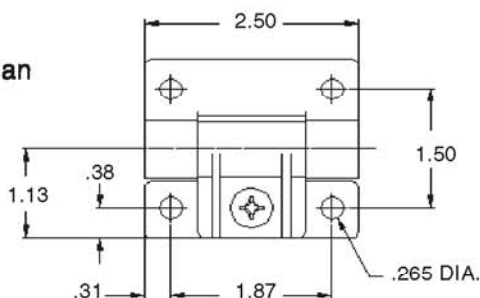
Pins: Steel w/ Black Oxide Finish
 Bushing: Black Nylon

HARDWARE INCLUDED!

15HI8515

15 SERIES
 PLASTIC ADJUSTABLE HINGE

Used to hang an unframed panel on an extrusion frame!



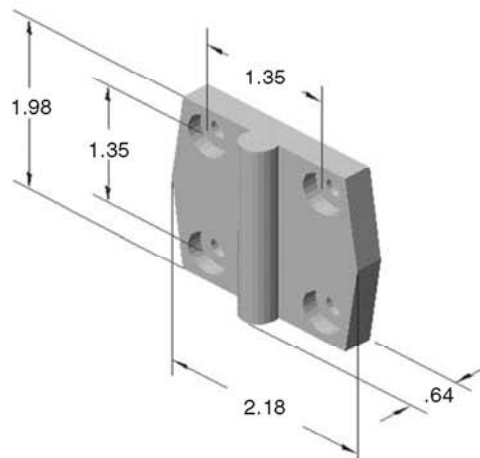
- Hardware Included For Panel & Extrusion Mounting
- Black Acetal Plastic w/ Polycarbonate Pin

Should not be used to hinge two extrusions together!

15HI8550

15 SERIES
 DOOR POSITIONING PLASTIC HINGE

Used to hang an unframed panel on an extrusion frame



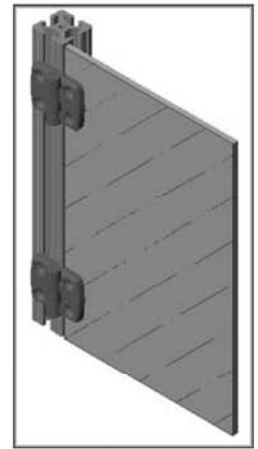
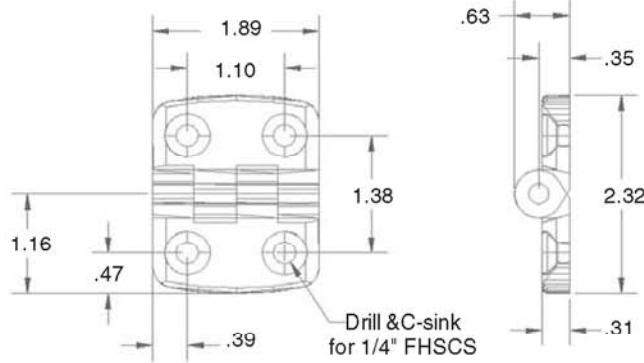
- Hardware Included For Panel & Extrusion Mounting
- Black Plastic
- Holds door open or closed at 85°, 120°, 155°

Should not be used to hinge two extrusions together!

15HI8530

15 SERIES
PLASTICHINGE

Used to hang an
unframed panel on an
extrusion frame




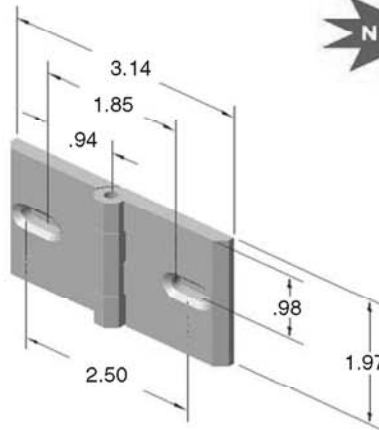
- Bolt Kit Included For Panel & Extrusion Mounting
- Black Fiberglass Reinforced Nylon

Should not be used to hinge
two extrusions together!

15HI8536

15 SERIES
HEAVY DUTY STEEL HINGE

**HARDWARE
INCLUDED!**



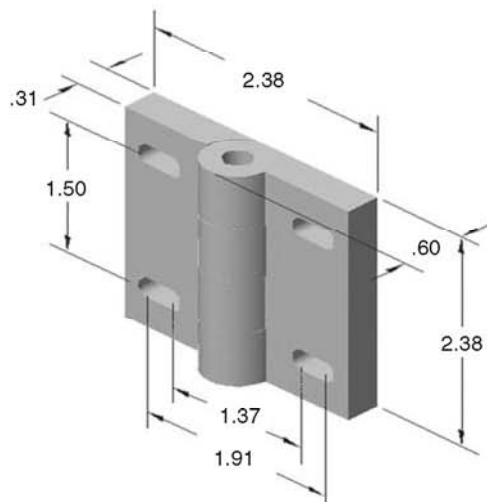
Hinges

- Black finish
- Adjustable key for proper alignment

15HI8518

15 SERIES
HEAVY DUTY STEEL DOOR HINGE

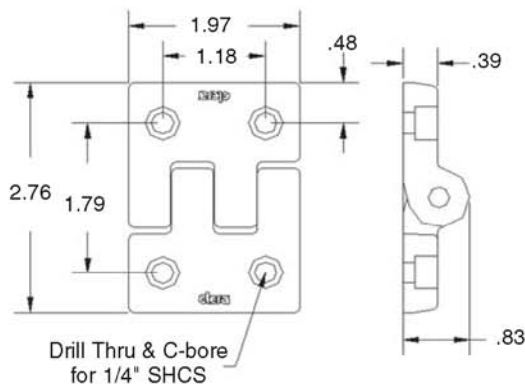
**HARDWARE
INCLUDED!**



- Black finish
- Ideal for heavy duty door applications
- 125 lb Load capacity

15HI8527

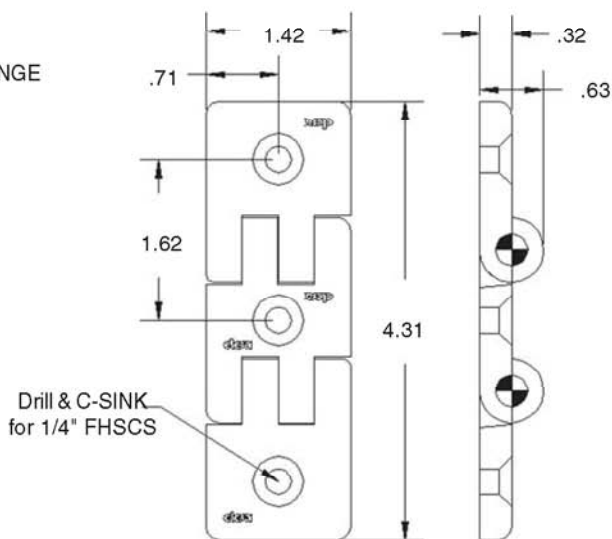
15 SERIES
HEAVY DUTY PLASTIC HINGE



- Hardware included for panel & extrusion mounting
- Black Technopolymer plastic

15HI8526

15 SERIES
3 LEAF HEAVY DUTY PLASTIC HINGE



- Hardware included for both panel & extrusion mounting
- Best way to hinge two doors that share a common column
- Black Technopolymer plastic

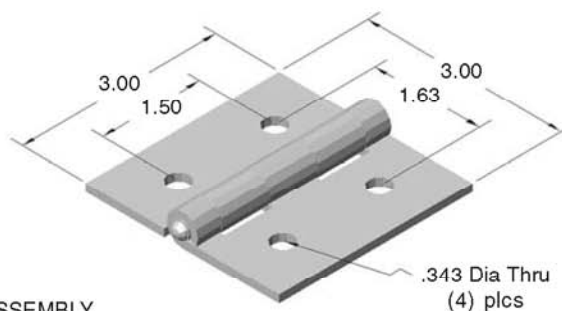
15HI8514

15 SERIES
ALUMINUM BUTT HINGE


RECOMMENDED BOLT KIT

Qty	Description	Part Number
4	5/16-18 x 1/2 FBHSCS	13FA3330
2	5/16-18 DOUBLE T NUT	15FA3502

For additional fasteners and t-nuts, see pages 58, 63 - 64



FOR FAST ASSEMBLY
USE 15FA3502



15HI8522

15 SERIES
ALUMINUM BUTT HINGE SET

RECOMMENDED BOLT KIT

Qty	Description	Part Number
8	5/16-18 x 1/2 FBHSCS	13FA3330
4	5/16-18 DOUBLE T-NUT	15FA3502

For additional fasteners and t-nuts, see pages 130-135

15HI8522

- Same dimensions as 15HI8514
- Includes (2) 15HI8514

- 75 lb capacity per hinge
- Clear anodized aluminum hinge with steel pin

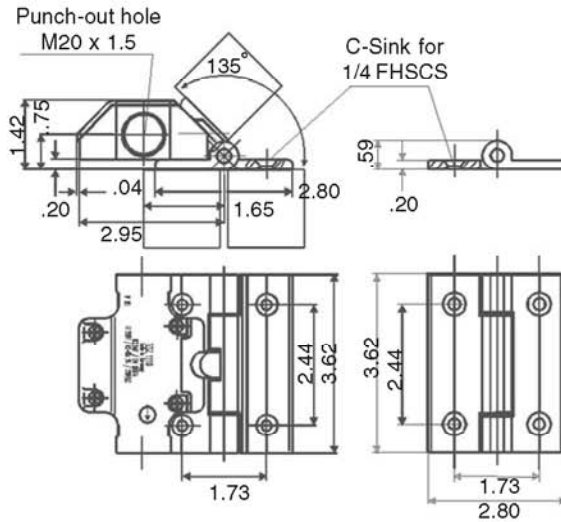
15AC8560

15 SERIES
SCHMERSAL HINGED INTERLOCK SWITCH

Includes (1) interlock hinge, (1) blank hinge, and the mounting hardware for a 15 series frame



- Tamper-resistant
- "Positive-Break" NC contacts
- Splashproof design
- Rugged construction
- Meets rigid safety agency standards
- Easy to install

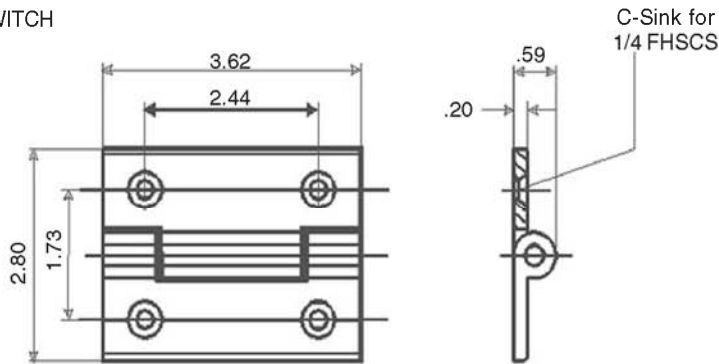


HARDWARE INCLUDED!

15AC8562

15 SERIES
SCHMERSAL HINGE ASSEMBLY WO/ SWITCH

HARDWARE INCLUDED!



Hinges



Tool Cabinet

Enclosure with sliding door

